

SWIT®

NP-W235

Rechargeable camera battery

Ver:A

USER MANUAL

SWIT Electronics Co.,Ltd.

Tel:+86-25-85805753
Fax:+86-25-85805296
<http://www.swit.cc>
E-mail: contact@swit.cc

Congratulations on your purchase of this product. Please read this user manual carefully.

Characteristics

1. Fully decoded, no pop-up alerts;
2. Support charging with the original charger;
3. Support camera battery level display;
4. Intelligent power display for accurate remaining runtime;
5. Same size as the original battery, fits securely without obstruction.

Caution

Strictly abide by the following warning information. Failure to comply may result in death or serious injury due to fire or explosion:

- Do not store or charge the battery pack near a fire source or in direct sunlight to prevent damage to the battery pack protection circuit.
- Do not use the battery in a place with fire or heat to prevent dangers such as overheating and rupture.
- Do not puncture the battery casing.
- Do not squeeze or apply physical pressure to the casing.
- Do not use damaged battery.
- Do not use or store the battery in a high - temperature environment above 60°C.
- Do not short-circuit the positive and negative terminals.
- Do not immerse the battery in water or throw it into fire.
- Do not disassemble the battery.
- Do not use the battery pack after it has been exposed to water.
- Do not store or carry the battery pack together with metal objects such as coins or necklaces, to avoid short-circuiting.
- Do not weld the battery pack contacts.
- Do not strike the battery pack with a hammer or step on it.
- Do not drop the battery pack or subject it to a severe impact.
- Do not heat the battery pack using a microwave oven, electric stove, or gas stove.

Precautions

- Please confirm that the electrical equipment' s power meets the battery pack specifications.
- A fully charged battery will still experience natural self-discharge. Please use it as soon as possible after charging.
- Storage
 - 1) For long - term storage, it is recommended to keep the battery charge between 50% - 90%. Do not store the battery pack for a long time after it is completely discharged. Charge it regularly.
 - 2) When not in use, remove the battery from the camera or charger.
 - 3) Store it in a cool and dry place.
- If the usable time of the battery pack becomes significantly shorter (even when fully charged), the battery pack has reached the end of its service life and should be replaced.
- The battery pack will get hot during charging and use. This is a normal phenomenon.
- Please use the charger recommended by SWIT to prevent dangers such as overheating and cracking.
- In cold conditions (below +10°C), the usable time of the battery pack will decrease.
- Keep the electrodes clean and avoid short-circuiting the electrodes.
- Insert the battery according to the ⊕ and ⊖ symbols, ensuring correct orientation.
- Do not exceed the specified duration for battery charging.
In case of battery leakage:
 - 1) Keep the battery pack away from fire sources, as the leaked liquid or gas may catch fire and explode;
 - 2) Wipe off the leaked liquid on the battery pack and replace it with a new one;
 - 3) If the leaked liquid gets into the eyes, rinse the eyes with clean water and seek medical attention immediately;
 - 4) If the leaked liquid comes into contact with the skin or clothing, thoroughly wash the skin or clothing with clean water.
- If the battery emits noise, smoke, an unusual odor, or its temperature rises abnormally, contact SWIT after-sales service immediately.
- Dispose of waste batteries promptly and properly according to local regulations.
- Keep out of reach of children.

Charging

- The battery can be charged within a temperature range of -10°C to 40°C. However, we recommend charging it within a temperature range of 10°C to 30°C to ensure optimal battery performance.
- After the battery is fully charged, please promptly cut off the charging power supply and remove the battery from the charger.
- Reference charging time:
 - 1) Charging voltage 8.4V, charging current 2A: charging time 1.5h
 - 2) USB-C charging (5V/1A): charging time 3.5h

Instructions

- The battery is not fully charged when shipped. Please charge the battery before use.
- If the battery is protected due to excessively low voltage after being discharged, please charge it promptly. The battery will return to normal operation.
- For the chargers and camera models compatible with the battery, please refer to [Specifications].

Specifications

Model	NP-W235	
Nominal voltage	7.2V	
Charging limit voltage	8.4V	
Rated capacity	2200mAh	
Rated energy	16Wh	
Charging method	USB-C direct charging (5V/1.2A), original charger dock charging	
Battery indication	<ul style="list-style-type: none"> ●●●● Remaining battery power $\geq 90\%$ ○●●● Remaining battery power 75%~90% ○○●● Remaining battery power 50%~75% ○○○● Remaining battery power 25%~50% ○○○○ Remaining battery power $< 25\%$ 	
Compatible camera models	Fujifilm	X-S20, X-T4, X-T5, X-H2, X-H2S, GFX50S, GFX50S II, GFX100S, GFX100S II, GFX100 II ...
Compatible charger	Fujifilm	BC-W235
	SWIT	UC-2065
Discharge temperature	$-10^{\circ}\text{C} \sim +40^{\circ}\text{C}$	
Charging temperature	$0^{\circ}\text{C} \sim +40^{\circ}\text{C}$	
Size (W x L x H)	52.2mmx38.8mmx22.7mm	
Weight	78.7g	

Note: The listed compatible models are not complete. Please refer to your camera and battery models to confirm compatibility before purchasing

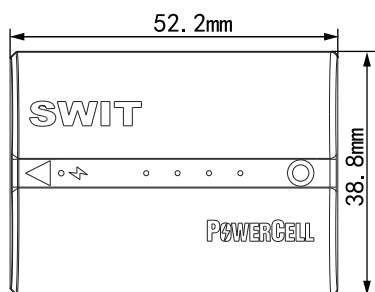


Figure 1 Top view of NP-W235

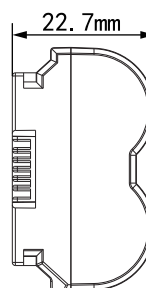


Figure 2 Left View of NP-W235

Appearance

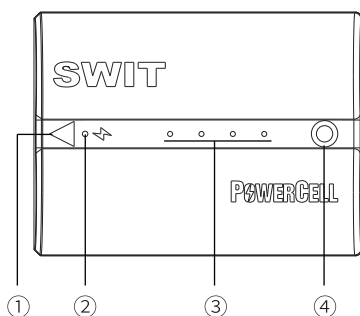


Figure 3 Top view of NP-W235

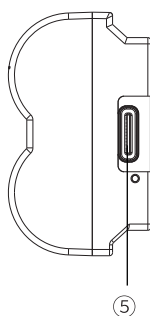


Figure 4 Right View of NP-W235

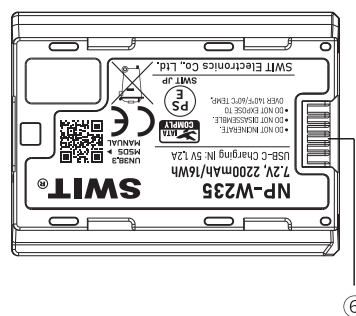


Figure 5 Bottom view of NP-W235

- ① Electrode orientation
- ② Charging indicator
- ③ Battery level indicator
- ④ Touch button
- ⑤ USB-C charging port
- ⑥ Electrode