

SWIT®

CL-40D
Bi-Colour Temperature LED Flat Panel Light
Ver: C

USER MANUAL

SWIT Electronics Co.,Ltd.

Tel:+86-25-85805753
Fax:+86-25-85805296
<http://www.swit.cc>
E-mail: contact@swit.cc

Thank you for choosing SWIT products, Please read the instructions before using and keep it for future reference.

Technical parameters

Model	CL-40D
Colour temperature	2700K-6500K
Brightness	0%-100%
CRI	98 Max , 96 Average
TLCI	99
SSI(D55)	75
Central illumination	Around 1150Lux@1m 128Lux@3m 46Lux@5m
Half-peak beam angle	Approximately 64°
Power supply	DC/TYPE-C/BAT
Operating Voltage	DC/TYPE-C:12~15V BAT:11~16.8V
Overall Power Consumption	Around 40W
Size (mm)	See Figures 1, 2 for details
Net weight of the whole lamp	997 g

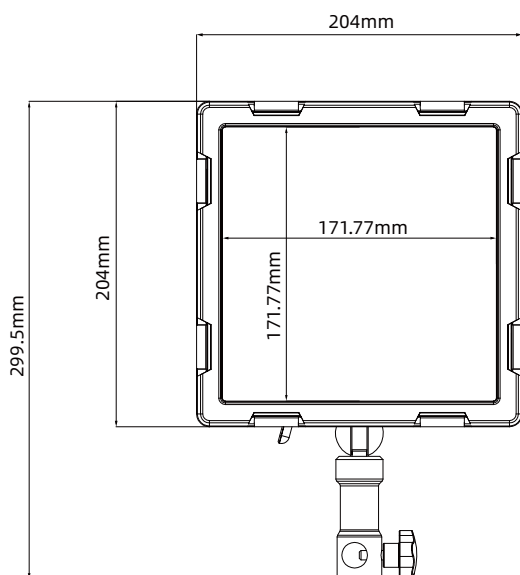


Fig 1 Front view

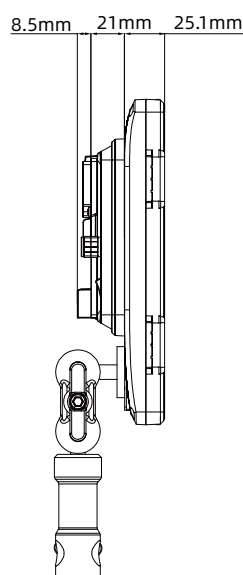


Fig 2 Side view

Cautions

1. Do not disassemble the lamp or touch the inside of the lamp with metal objects to avoid damage;
2. Do not use it outdoors in rainy or snowy weather or place the luminaire in a humid environment;
3. Use the product only in the temperature range of -10°C~40°C.

Appearance description

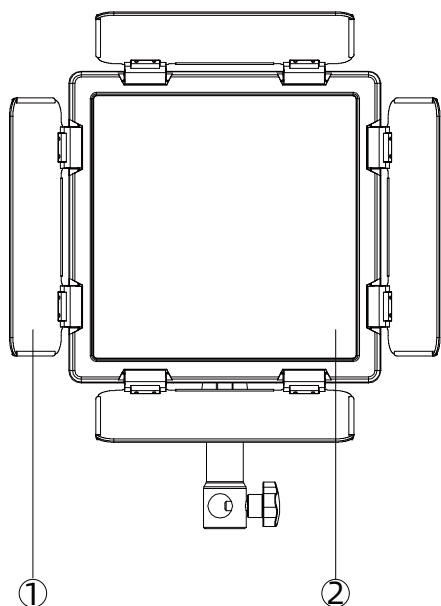


Fig 3 Front view

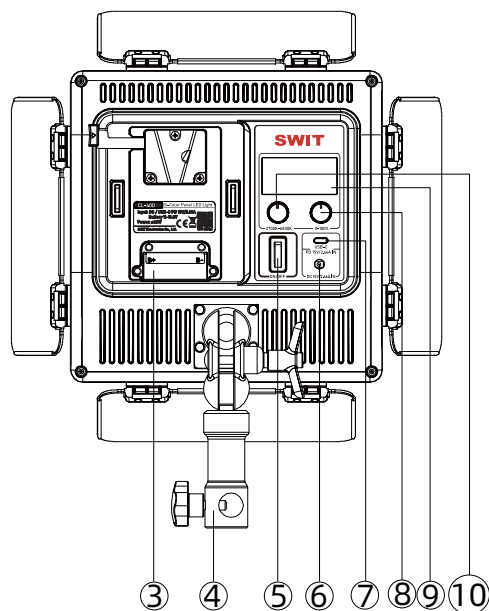


Fig 4 Back view

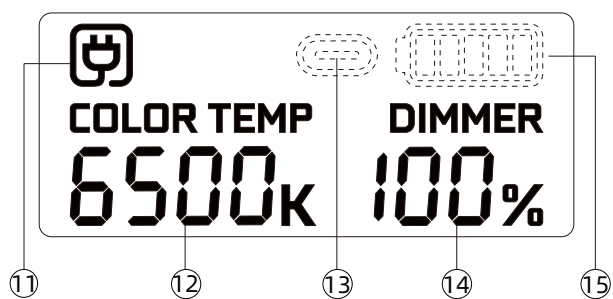


Fig 5 digital display

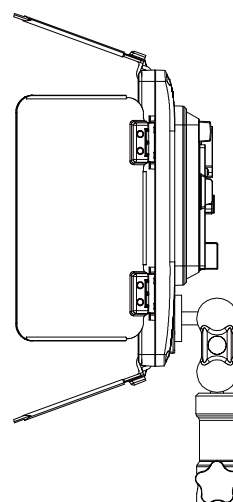


Fig 6 Side view

- ① blackout board
- ② diffusion panel
- ③ Battery Plate
- ④ handle
- ⑤ power switch

- ⑥ DC IN
- ⑦ type-C
- ⑧ Brightness Adjustment Knob
- ⑨ digital display
- ⑩ Colour Temperature Adjustment Knob

- ⑪ DC Power Icon
- ⑫ Colour Temperature
- ⑬ type-C Power Icon
- ⑭ brightness value
- ⑮ BAT power supply power display Icon

Method of use

1 . Operating mode




Fig 7 display screen interface

In the working mode, the icon corresponding to the current power supply mode will light up, and the user can set the parameters of "brightness" and "colour temperature" through the parameter adjustment knobs shown in Figure 4 ⑧/⑩ respectively.

Note: DC/TYPE-C power supply: the icon is always on under normal voltage, the icon blinks under undervoltage, and the brightness can't be full;
BAT power supply: the number of power display cells changes with BAT output voltage.

Packing list

No.	Packing Details	Quantity
1	CL-40D	X 1
2	DC adapter (5521 connector)	X 1
3	Removable Plug	X 1